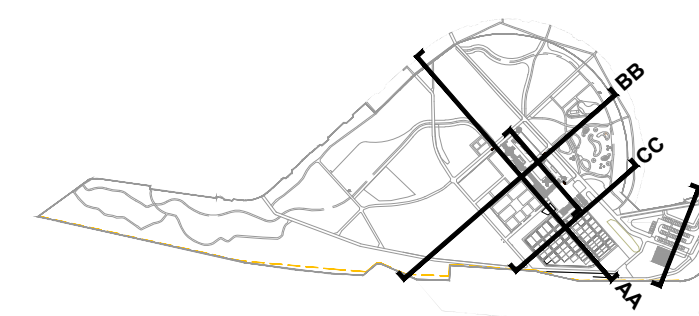


- NOTES**
- THIS DRAWING IS TO BE READ IN CONJUNCTION WITH ALL OTHER RELEVANT ARCHITECTURAL AND ENGINEERING DRAWINGS. ANY DISCREPANCIES, ERRORS OR OMISSIONS TO BE BROUGHT TO THE ATTENTION OF THE DESIGNER.
 - ALL DIMENSIONS TO BE CHECKED BY THE CONTRACTOR ON SITE PRIOR TO COMMENCEMENT OF WORKS.
 - AECOM LIMITED TO BE INFORMED BY THE CONTRACTOR OF ANY DISCREPANCIES PRIOR TO THE COMMENCEMENT OF WORKS ON SITE.
 - DIMENSIONS OF ALL BOUNDARIES AND ADJOINING ROADS TO BE CHECKED ON SITE PRIOR TO COMMENCEMENT OF WORKS.
 - FOR GENERAL NOTES & LEGENDS REFER TO DRAWING STG-AEC-00-00-DR-L-000001.

KEY PLAN



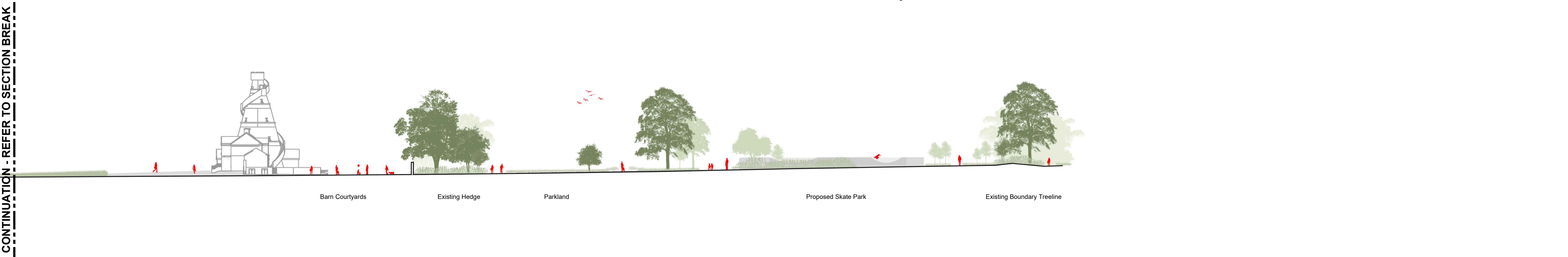
Wonderful Barn - Section AA

SCALE 1:500 @ A1



Wonderful Barn - Section BB

SCALE 1:500 @ A1

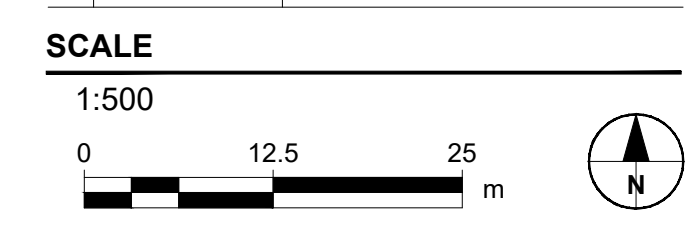


Wonderful Barn - Section CC

SCALE 1:500 @ A1

ISSUE/REVISION

NO	DATE	DESCRIPTION
-	07/06/24	ISSUE FOR PART 8
1/R		



PROJECT NUMBER
60689541

SHEET TITLE
SITE LANDSCAPE SECTIONS
SHEET 1 OF 2

SHEET NUMBER
60689541-AEC-XX-00-00-DR-L-6000

This drawing has been prepared for the use of AECOM's client. It may not be used, modified, reproduced or related upon by third parties, except as agreed by AECOM or as required by law. AECOM accepts no responsibility, and denies any liability, whatsoever, to any party that uses or relies on this drawing without AECOM's express written consent. Do not scale this document. All measurements must be obtained from the stated dimensions.